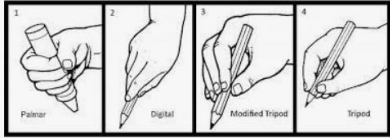


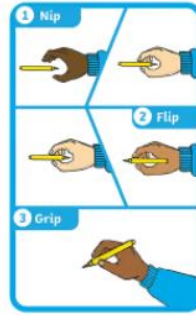


Year 2 Handwriting Overview - 2023- 2024



The 'l' team l i u t y j
The 'c' team c a d g q o e s f
The 'r' team r n m h b k p
The 'zig-zag' team z x v w



Aims

- ★ To form lowercase letters, of the correct size relative to one another.
- ★ To write capital letters and digits of the correct size, orientation, and relationship to one another and to lower case letters.
- ★ Use spacing between words which reflects the size of the letters.
- ★ To start using some of the diagonal and horizontal strokes needed to join letters and understand which letters, when adjacent to one another, are best left unjoined.

Practice

- ★ Any children not yet using a tripod grip from early years will be tracked on writing staircase.
- ★ All letters will be taught in families (revision from early years)
- ★ The S poster (slant, size, shape, sitting on line) will be referred to every lesson.
- ★ When pupils have achieved 5 steps (see appendix 5) they will be taught to join.. The joining formations are grouped according to where they need to be joined.

	Autumn 1	Autumn 2	Spring 1 ★ Teach Joins	Spring 2	Summer 1	Summer 2
Week 1		Revisit capital letters - correct size and relationship to lower case	Baseline joins il th hi	top joins oo on oc ol	Revisit days of the week/months of year/numerals into words (<i>focus on letters you do not join from</i>)	Revisit days of the week/months of year/numerals into words
Week 2	L family revision l i u t j y Recap size and sitting on the line	Revisit capital letters - correct size and relationship to lower case	Baseline joins lu in mu un	top joins ri re ov	Sentences with CEW and expanded noun phrases	Sentences with high frequency words and word of the day
Week 3	C family revision c a d g q o e s f <i>Recap size and sitting on the line</i>	Revisit months of the year (ensure capital letters are correct size and relationship to lower case)	round joins cc ca ds	top joins wh wa we	Sentences with CEW and conjunctions	Sentences with high frequency words and word of the day
Week 4	r family revision r n m h k b p <i>Recap size and sitting on the line</i>	Revisit months of the year (<i>ensure capital letters are correct size and relationship to lower case</i>)	round joins ad ea as	top joins rd os ro	Sentences with CEW and contracted words.	Sentences with high frequency words and word of the day
Week 5	zigzag family revision z x v w <i>Recap size and sitting on the line</i>	Revisit days of week (ensure capital letters are correct size and relationship to lower case)	round joins de sc da	Letters you do not join b p s j and y	Sentences with CEW and apostrophe for possession.	Sentences with high frequency words and word of the day
Week 6		Assessment week	Assessment week	Assessment week		

	Recap any tricky formations/ Assessment week		(of baseline joins and round joins)	(of top joins and letters you do not join).	Sentences with CEW and expanded noun phrases	
--	-------------------------------------------------	--	----------------------------------------	---------------------------------------------------	----------------------------------------------------	--