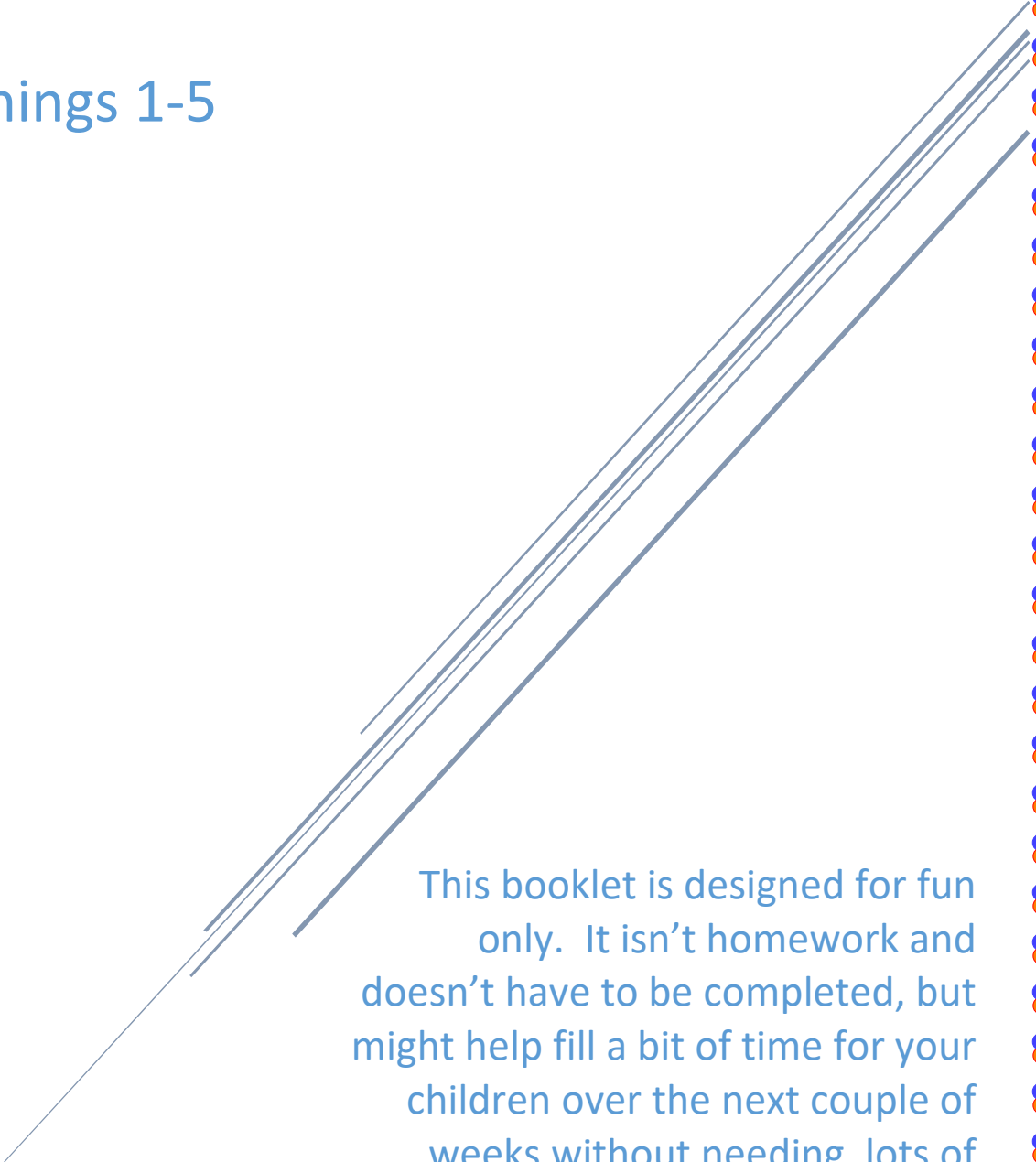




EASTER FUN ACTIVITIES

Mornings 1-5



This booklet is designed for fun only. It isn't homework and doesn't have to be completed, but might help fill a bit of time for your children over the next couple of weeks without needing lots of input from adults.

Holiday Fun Morning 1

SPIRAL BOUNCER

Cut a circle out of paper


Colour it with as many bright colours as you can

Now draw a spiral on your circle

Cut your spiral until you are close to the middle

Stick a piece of string/cotton/a straw/a pencil in the middle

Bounce away



HOUSE TREASURE HUNT

Write all the letters of the alphabet down the side of a piece of paper

A

B

C

D

See if you can find something in the house that begins with each letter. X and Z might be tricky!

EXERCISE SPINNER

Cut a circle out of a piece of card (any card or cardboard will be fine)

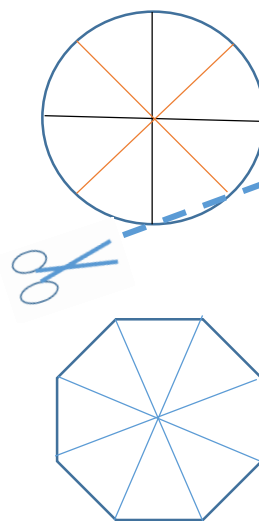
Split your circle into four, then into eight like this

Now cut from one line to the next so you have an octagon

In each section write a different exercise – star jumps, running on the spot, pretend to climb a rope, squats and so on


You can colour each section if you want to make it look amazing

Push a pencil through the middle (get an adult to help) and you've got your very own workout spinner for you and anyone else in your house




SPOT THE CHICK

How good are your hunting skills? You might find it easier to colour the picture first if you can print it out.



SPOT THE DIFFERENCE – there are at least 5...maybe more!



Holiday Fun Morning 2

SHOE BOX / CEREAL BOX AQUARIUM

Cut out the front of a cereal box or any other box (you could also use a shoe box or shoe box lid if you prefer). This is your aquarium!

Colour or stick paper onto the background.

Using paper or any other craft materials you might have, create creatures to go inside your aquarium. Use string or thin strips of paper to hang them at different heights from the top so they look like they are swimming!

Create plants, rocks, bubbles and any other fishy features to add to your creation. You could even use real pebbles or shells if you have any.



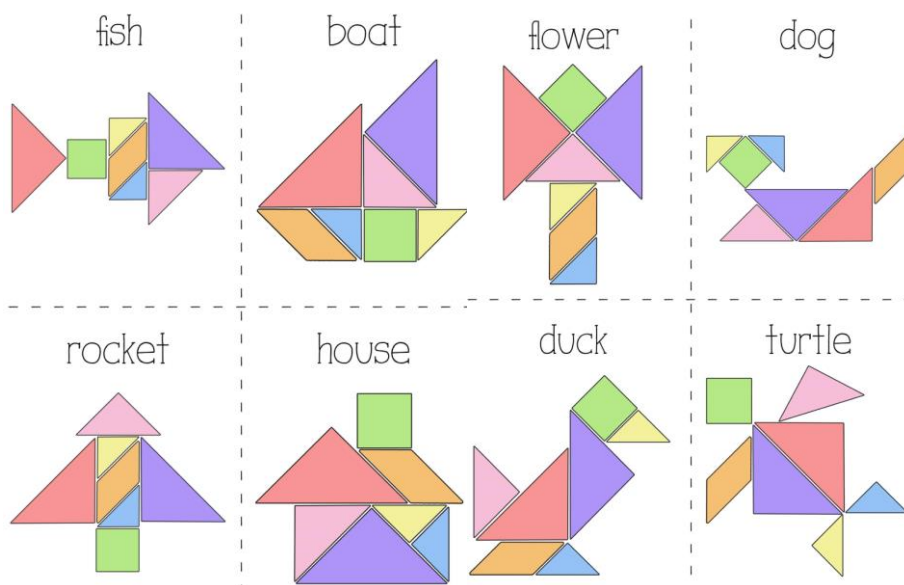
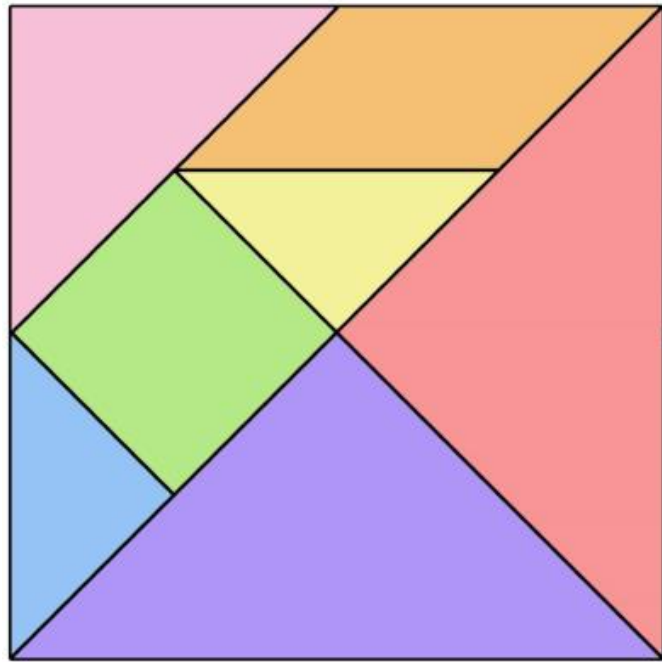
TREASURE HUNT RIDDLES

Can you find the items in the house by solving the riddles? Maybe you could create your own?

	Can you find me?
I have four legs but no feet. When you get tired, have a seat.	
Lay down in bed and turn out the light. With your head resting on me, you'll be sure to sleep tight.	
You use me after playing in dirt. If I get in your eyes, you might get hurt.	
I'm hungry! I'm hungry! Please feed me a slice. I'll spit it back out all brown and nice.	
This box lets out colour and sound. In the living room I can be found.	
My job is to put an end to sleep, Which I do with music, a buzz, or a beep.	
I make it possible to have fresh food. Everyone agrees I'm one cool dude.	
A story, they say, can take you away, But a book still needs a place to stay.	
I'm filled with feathers or other soft fluff. To sleep without me can be quite tough.	

CREATE YOUR OWN TANGRAM

A tangram is a square divided into 7 different shapes to create a puzzle. Make your own and see how many different shapes or objects you can make. Or if you'd like to, why not try this one? Then see if you can use it to make the shapes beneath it.



Continuous Line

Start anywhere on the page and draw a line filling up as much of the page (or marked off area) as you can.


The trick is that you can't cross a line, so be careful how you draw.



Zentangles

Another creative release is zentangles. Start by drawing overlapping shapes. Then fill the newly created areas with a pattern.

Each area consists of one small repeating pattern, but no two patterns can be the same. If you have colouring pencils, why not make each section a different colour too?



Holiday Fun day 3

Easter scavenger hunt

How many of these items can you find and collect on a hunting adventure?

Find something...

Yellow

Soft

Green

Shiny

Scented

Bright

Delicate

Oval

Tickly

Smooth


Multi-coloured

Sticky

Bendy

Beginning with... E, A, S, T, E, R





Create Misfit Characters

Lay out a selection of old magazines or catalogues, and get your children to cut out pictures of heads, torso, legs and feet/shoes. They can then have some fun mixing them up, and gluing mismatched characters onto blank sheets of paper.

Make dens

Have fun and create your own den using pillows, blankets and any other household items you have! Make a really tiny den for one of your toys or see if you can transform a whole room into a giant den!




Expand an Image

Cut a picture from a magazine article, and glue it to a blank sheet of paper with plenty of space around it. Now finish the picture – will an alien fly overhead, or a dinosaur appear behind the castle? Who knows!


Draw the other half

Cut out a picture, cut the picture in half. Now try to draw the other half your




Holiday Fun Morning 4

Can you finish the patterns on this egg?




RAINBOW SCAVENGER HUNT

- ☐ Find something red
- ☐ Find something yellow
- ☐ Find something orange
- ☐ Find something green
- ☐ Find something blue
- ☐ Find something purple
- ☐ Find me a fruit that is red
- ☐ Name an animal that is yellow
- ☐ Name a vegetable that is orange
- ☐ Name a flower that is purple
- ☐ Name something outside that is blue



Can you find your way
through the chocolate
egg?



Workout for beginners what's your name?

SPELL OUT YOUR FULL NAME AND COMPLETE THE EXERCISE LISTED FOR EACH LETTER. FOR A GREATER CHALLENGE INCLUDE YOUR MIDDLE NAME & DO EACH ONE TWICE! FOR VARIETY YOU CAN USE A DIFFERENT HISTORICAL PERSON'S NAME OR A FAMILY MEMBER'S NAME EACH TIME.

A 10 jumping jacks

B 5 push-ups

C 1 burpee

D 20 high knees

E 5 crunches

F 10 mountain climbers

G 5 squats

H 10 front lunges

I 10 side lunges

J 10 second wall sit

K 5 calf raises

L 5 second plank

M 3 squat jumps

N 10 second jump rope

O 10 russian twists

P 5 plie squats

Q 10 arm circles

R 10 skaters

S 10 second jog in place

T 10 butt kickers

U 5 inchworms

V 5 tricep dips

W 3 star jumps

X 5 bird dogs

Y 10 leg raises


Z 5 squat jacks

How many eggs?

How many times can you find the word 'eggs' in the grid? It can be forwards or backwards in any direction - horizontally, vertically or diagonally!



e	g	g	s	s	g	g	e
g	g	s	g	g	e	s	s
g	e	g	g	s	s	e	g
s	g	g	s	g	g	s	g
g	g	s	g	g	e	g	e
g	s	e	g	s	g	g	e
e	g	g	s	g	g	e	g
s	g	g	e	s	e	e	g
s	e	s	s	e	g	g	s



Holiday Fun Morning 5

Things to wear

S	L	I	P	P	E	R	S	J	A	C	K	E	T
C	I	S	S	K	C	O	S	S	S	E	R	D	R
U	B	G	S	R	Y	J	O	G	G	E	R	S	S
J	S	T	S	O	I	N	P	S	S	T	M	R	S
E	C	T	C	J	L	N	R	R	K	J	O	E	S
A	T	A	R	C	P	E	G	E	I	H	G	L	A
N	N	B	P	O	P	A	T	S	R	T	I	E	M
S	S	K	O	M	H	I	S	U	T	G	S	R	A
D	S	R	U	S	S	S	H	O	R	N	S	S	J
A	S	J	I	O	C	L	I	R	B	K	C	G	Y
B	O	O	T	S	I	D	R	T	T	E	T	A	P
R	G	A	T	S	L	B	T	B	K	S	L	T	J
S	O	E	J	N	A	G	I	D	R	A	C	T	R
C	S	E	R	E	S	U	O	L	B	A	O	A	J

TROUSERS
 JUMPER
 SHORTS
 TSHIRT
 CARDIGAN
 JACKET
 PYJAMAS
 COAT
 BELT
 BLOUSE
 TIE
 JEANS
 SOCKS
 JOGGERS
 CAP
 RING
 SLIPPERS
 SKIRT
 DRESS
 BOOTS

Silly Socks

Collect together up to 8 different socks. Try to choose different colours or patterns or sizes.

Start with three socks – How many different ways can you order the socks? How many different ways can you order four socks? Can you draw the different patterns?

Can you design your own pair of new socks?



Washing Line Challenge

Choose 6 pieces of clothing to peg on the line. Ask someone to try and remember the order that the clothes are in. Can they say them in the right order? – socks, skirt, t-shirt, trousers, vest and joggers.

Ask them to look away. Now switch two pieces over – can they see which ones you have changed?



Peg Towers

How many pegs can you clip together hanging from the line?

Can you make a clothes peg tower?

How many pegs can you clip together?



Sock Puppets

Can you design and make a sock puppet? You need to make sure it is ok with a grown up before you start!

What will your sock puppet be called? What kind of a character are they?



Crazy Laces

Can you find different ways to lace up your shoes? Which of these ways can you do?

