

Phonics activities for Year 1

Parents...

We have taught the children letters can be pronounced differently. Please focus on the different ways to pronounce ow - *cow* and *blow*. When reading new words, we encourage the children to try out both ways to see which makes a real word. There are some suggested activities below for your child to complete.



Activity 1

Look through books you have at home, or books online to look for words containing **-ow**. Make a list of the words you find and sort them into the different ways they are pronounced. How many can you find? There are some -ow story sheets attached so you can use these to help if you are having trouble accessing online books.

ow (ow like cow)	ow (oa like blow)

Activity 2

Read the sentences below and fill in the missing -ow word. Choose from one of the words at the bottom of the page.

The teacher said, "Put your pencils _____!"

My sunflowers can _____ very tall.

On the farm there are chickens, sheep, pigs,
and a lot of _____.

My teacher loves it when I give her _____.

I saw a black _____ fly past my window.





I like to _____ huge bubbles.

After playing sport I take a _____.

grow	shower	down	flowers	crow
blow	cows			


Activity 3

How many words can you eye spy which have the -ow spelling pattern? Can you spell the words correctly?



Activity 4

Only using the letters and -ow digraph below, how many words can you make? What is the longest word you can make? What is the shortest?



Activity 5

Write a silly sentence containing as many -ow words as you can.

e.g. The brown crow spotted a yellow cow having lunch with a clown and snowman.
