



Year R maths home learning: Week 5



This week we will be focusing on 2D shapes. We will be asking the children to name each shape and talk about the properties. Below are links to suitable 2D shape songs on YouTube which we would use in the classroom.

2D shape songs:

<https://www.youtube.com/watch?v=w6eTDfkvPmo>

<https://www.youtube.com/watch?v=pfRuLS-Vnjs>

<https://www.youtube.com/watch?v=AnoNb2OMQ6s>

Activity 1






BINGO!


On page 4 you will find three 2D shape bingo boards. Can you play along with a member of your family? One person needs to name a 2D shape, if you have the shape on your board cross it off or cover it over so you can play again. The winner is the first person to cover all of their 2D shapes- have fun!

Your child could draw their own bingo board to play this game.

Activity 2

If you can't print this resources then draw the shape and ask your child the questions.

Can you name each shape?	How many corners does this shape have?	How many sides does this shape have? .
		
		
		
		
		









Shape hunt - Activity 3



How many 2D shapes can you find around your house?

Before you begin, which shape do you think you will find the most?

This can be drawn out on a piece of paper for the shape hunt.

2D shape	Tally
	
	
	
	
	
	

Reception

--	--

