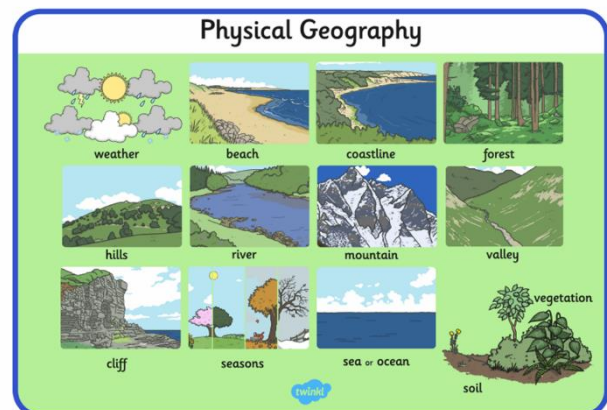
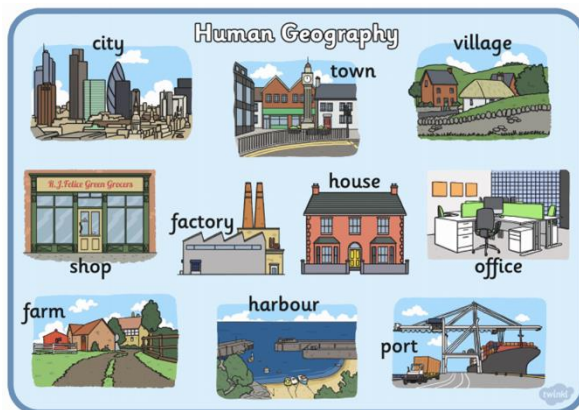


# Year 1 Summer

## Home Learning


In Year R the children learnt about natural and man-made objects. Can you revisit this learning with finding objects around your house and discussing the differences?

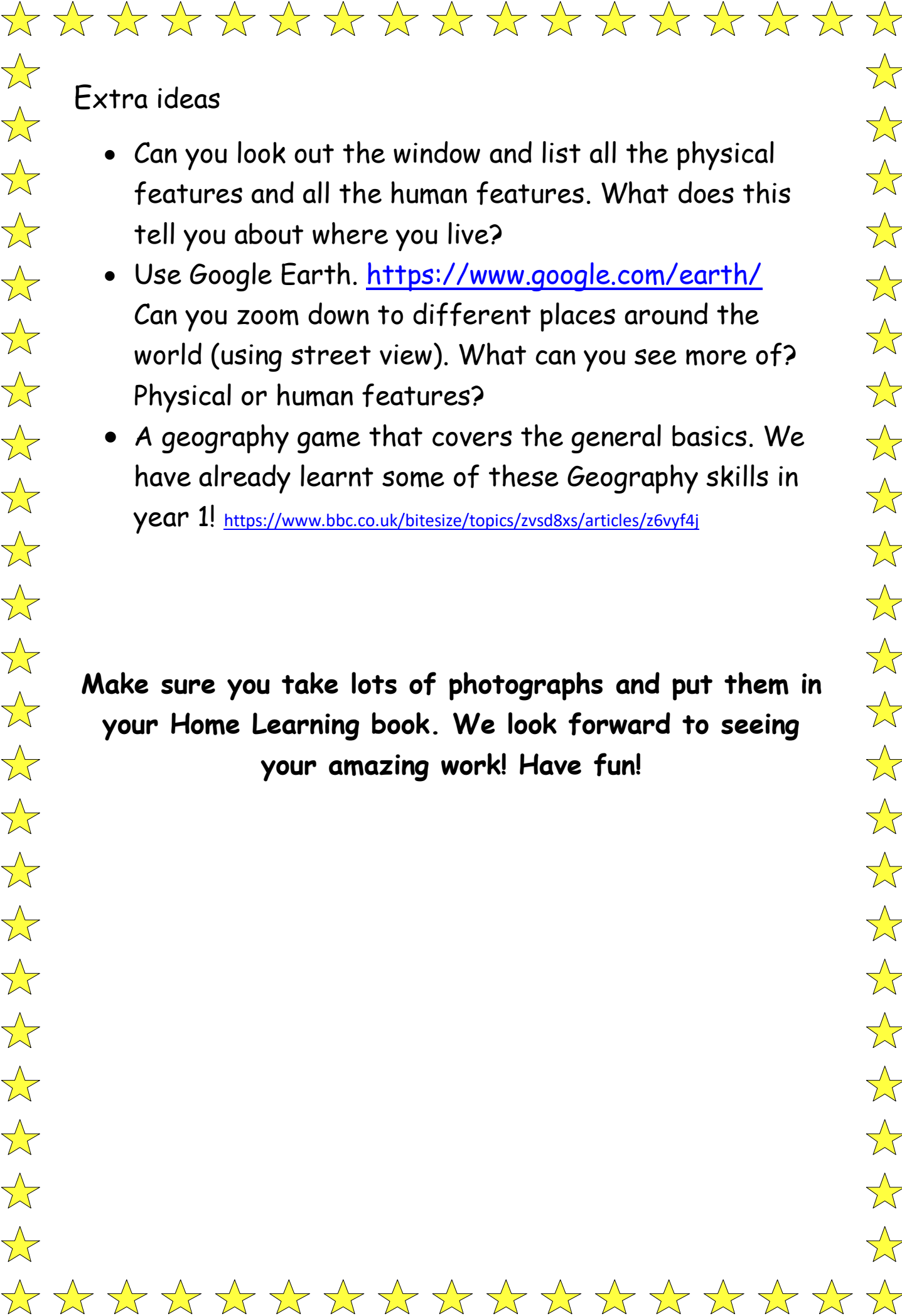
Talk about what physical and human features are.



What are the differences? Talk about human geography being man-made and physical geography usually being natural.

Can you make two landscapes out of junk modelling/collage/lego/paint/colouring pencil drawings showing one with human geography features and the other with physical geography features. Use whatever you like!





## Extra ideas

- Can you look out the window and list all the physical features and all the human features. What does this tell you about where you live?
- Use Google Earth. <https://www.google.com/earth/>  
Can you zoom down to different places around the world (using street view). What can you see more of? Physical or human features?
- A geography game that covers the general basics. We have already learnt some of these Geography skills in year 1! <https://www.bbc.co.uk/bitesize/topics/zvzd8xs/articles/z6vyf4j>

**Make sure you take lots of photographs and put them in your Home Learning book. We look forward to seeing your amazing work! Have fun!**