



Parents... C in a word can be pronounced in two ways. It can make a soft 's' sound, e.g. celery, city and nice. Otherwise it can make a hard 'k' sound e.g. cat, car, card. Some words have a hard c and a soft c, e.g. cyclone. When your child encounters a word they are not sure of, we encourage them to try reading it with a hard c and a soft c to see what sounds like a real word. There are lots of activities below, please do not feel you have to do them all.

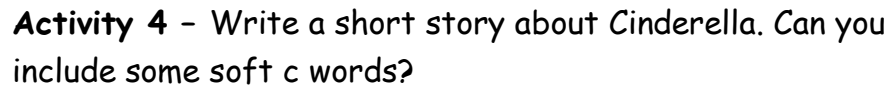
**Activity 1.** Copy the table below in your work book. Read these words and sort them according to how the c is pronounced. Can you find any other words in books to add to your table?

excite cycle space spice recycle coin bacon acorn  
bicycle clock card mice catch celebration click  
collect cake nice

hard c 'k'	soft c 's'	both

**Activity 2** - Read the sentences below. Underline any hard c and soft c words and draw a picture to show you've understood the sentence.

I cooked rice for dinner and it was very nice!	
Bees collect nectar so they can make honey.	
My Dad screamed because he saw mice in his bedroom.	
Would you like to go to space to get closer to the moon?	



# Cinderella

This image shows a blank sheet of white paper with horizontal black ruling lines. The lines are evenly spaced and run across the width of the page. There are no margins, text, or other markings on the paper.

**Activity 5** - Online games [www.phonicsplay.co.uk](http://www.phonicsplay.co.uk) (cheeky chimps and acorn adventures). Select the letter C and your child can sort soft c and hard c words. You can sign up for free during this period. Username is *march 20*, Password is *home*.

**Activity 6** - Play with 'soft c' words - read the clue and see what new words you can make. The first one has been done for you.

mice	Change the 'm' to an 'n'	nice
dice	Change the 'd' to an 'r'	
lice	Take the 'c' away	
cycle	Add 'bi' to the beginning	
pencil	Take the 'cil' away	
niece	Take the middle 'e' away	
circus	Take the 'us' away, add 'le'	
once	Take the 'c' away	
spice	Take the 'sp' away, add 'pr'	
trace	Take the 't' away	
palace	Take the 'pa' away	
prince	Add 'ss' at the end	
mince	Take the 'm' away, add 'pr'.	



**Challenge** - If your child is confident reading a range of words, you could teach them the rule for knowing when a word is pronounced with a soft c.




**Rule** If the c is followed by an **i**, **e** or **y**, it is read with a soft c. e.g. space, pencil, spicy.

Can your child make a poster to show this rule? Here are some ideas below.


## Hard and Soft "C"

The letter "c" has two sounds- a "hard" and a "soft" sound. IF the letter after the "c" is i, e, or y the "c" makes the /s/ sound (soft sound). IF it's any other letter, the "c" makes the /k/ sound (hard sound). The hard sound of "c" occurs most often.



**/s/** → e, i, y


**/k/** → any other letter



cent


**Hard "C" Words**

- com
- card
- cat
- cook
- camp
- cake
- cup
- cast
- cold
- cuddle
- candle
- current



**Soft "C" Words**

- braces
- face
- lettuce
- police
- pencil
- rice
- price
- city
- cent
- mice
- cereal
- circle
- space
- juice
- ice
- price
- ace
- voice
- recess
- icy
- celery



Make, Take & Teach

## Hard and Soft C Rule

When "c" is followed by: **e, i, or y** it is sounded as "s".

Hard C	Soft C
 <u>cat</u>	 <u>cent</u>
 <u>cake</u>	 <u>ice</u>
 <u>cap</u>	 <u>rice</u>