

Year 1 Phonics Alternative spellings.



Parents... This half term the phonics work will be based on reading and spelling words which have a similar sound but are spelt differently. All the teaching videos are on the discovery education link which you have access to. There is a video for each of the alternative spellings and activities to work through on the tab on the side.

Focus sounds: -ch (Pitch, picture, chin) and -j (jam, badge)

Activity 1

Watch the teaching videos for the alternative spellings for words with -ch and -j.

https://central.espresso.co.uk/espresso/primary_uk/subject/module/frontscreen/item63429/grade/index.html



Complete the activities on this link to practise reading words with these alternative spellings. There are two different games to help your child read and spell words with the -ch and -j sound.

Activity 2 - Read the sentences below and underline words with our two focus sounds. Draw a picture to show you have understood.

A badger found a jumper with a cherry on.	
I drew a picture of my sister on the football pitch.	

In the shop at the zoo I got a badge with a chimp on it.	
When I baked a cake I munched on some of the mixture in the bowl. It was very tasty!	
I had porridge for breakfast with jam on top.	
I went on an adventure and I saw jellyfish in the sea.	


Activity 3 - Circle the correct spelling. Which one looks right?

	badger	bajer	badga
	tchimp	chimp	chimpp

	jumpir	djumper	jumper
	kitchen	kichen	kitchenn
	mach	match	mattch
	picure	picher	picture

Activity 4 - Write a sentence about each picture. *(Your child is not expected to spell the word correctly from memory. It is perfectly fine to support them when choosing the correct pattern - we would do this in school).*





Activity 5 - Kimms game. Write the words below onto small pieces of paper. Ask your child to close their eyes. Take one away. Can your child remember which one has been taken away? Can they put it into a sentence verbally? Can they remember how to spell it? If your child is finding this tricky they could draw pictures to help them remember or reduce the number of words to start with. To extend your child further, they could write their own 6 words with this week's focus sounds or you could add more words to make it even harder. Look back at the games on discovery education for ideas of different words.

badger	creature	fudge
church	jail	pitch



Make up a silly story about a **badger** and a **jellyfish**. What **adventure** could they go on together? How many words with the focus sounds can you use?