

Phonics

We are continuing to practise the Phase 3 digraphs and Phase 4 sounds in those CCVC/CVCC words. There are different levels of activities this week so please read through, print out or use the ones you think are suitable for your child.

Please continue to practise quick sight recognition of all of the Phase 2 and 3 Tricky Words.

This week the Tricky Word activities will focus on the Phase 4 words 'so' and 'do' and 'said' and 'like' from previous week's learning.



Continue looking through the Discovery Espresso and Education City websites for videos and games.



www.educationcity.com









Login 852shirleyinfant

Password 4935

Activity 1 - Fill in the missing digraph

Try this activity to recap the Phase 3 digraphs. Your child can cut and stick, write the missing digraphs into the spaces or you can cut out the pictures and ask your child to say the word and write it down all by themselves.

Can you write the missing digraph?
Challenge: Can you write the word all by yourself without the missing letter clues?

 _ _ _ n	 _ _ _ n
 m _ _ n	 p _ _
 b _ _ t	 c _ _ s
 h _ _ clip	 c _ _ p _ k

ch <small>ouch</small>	ai <small>ain</small>	qu <small>ou</small>	ee <small>een</small>
oo <small>oon</small>	ie <small>ien</small>	oa <small>oan</small>	ow <small>own</small>
air <small>ain</small>	ar <small>arn</small>		

Activity 2 - Sound Buttons

Read the sentences, add the sound buttons to the words with digraphs and draw a picture to match! Have a look at the example below on how to add the sound buttons.

The cow is next to the big tree.

Remember!

 = 1 letter to make 1 sound

 = 2 letters to make 1 sound (digraph)

Activity 3 - Write a sentence

Choose a picture and write a sentence to describe it. You can choose your own pictures from books or magazines but ensure the pictures contain images that have digraphs in them. Alternatively, print the examples from the home learning area.

Here is an example;



I can see the cow jumping higher than the moon.
The moon is big and wight. The cow is brown
and wight.

Remember!

- Your child will write phonetically and include the most prominent sounds. In the example above, your child has not learnt the way to use a split digraph to spell the word 'white' so using the 'igh' digraph to spell 'wight' is correct at this stage of their learning.
- Can your child write the correct digraph?
- Remember finger spaces!

Activity 4 - Kim's Game

- Play Kim's game using 'said' 'like' 'do' and 'so'. Hide the words under a piece of material, remove one of the words and ask your child to see if they can remember which one was removed.

Useful websites to use

Have a look at the Phonics Play website for some super games to support this week's learning.

www.phonicsplay.co.uk

Username: **march20**
Password: **home**

Choose Phase 2, 3 or 4 depending on your child's ability.

