

English activities



Noun Hunt

Look around and write down all the nouns you can find.
Make sure you write them in the correct column!



People



Places



Things



Describe the Monster



Choose the words and phrases that describe the monster.

Can you add any of your own?

hairy tiny
scaly friendly
orange fearsome
blue pointy tusks
enormous purple claws

Write some sentences to describe the monster.

Describe the Dragon

Choose the words and phrases that describe Aristar the dragon.
Can you add any of your own?

hairy scary
scaly brave
yellow stripy
purple pointy horns
tiny large wings
giant



Write some sentences to describe Aristar.

A verb is an action or a doing verb. Can you or your child act out as many verbs as you can think of e.g. Reading a book, hopping on the spot etc. Now complete the sheet below

Using Verbs

Choose the correct verb and write it in the space.

1. The dog _____ the cat up a tree.

2. The bird _____ away.

3. Kuba _____ a chocolate ice cream.

4. I _____ a movie.

5. Jenny _____ a book.

6. The fish was _____.

Now write your own sentence using the verb 'ran'.

Finding Verbs

1. Daniel ran in the race.
2. Lilly danced for her exam.
3. Jessica read her favourite books.
4. The rabbit hopped away quickly when the car came past.
5. The sun shone brightly.
6. Guinea pigs eat fresh vegetables.
7. Fish swim in deep and shallow waters.

Read the sentences
and circle the verb
in each of them.



Now choose 5 of the sentences above and rewrite them below, changing the verbs to make them more exciting.

Example: Daniel sprinted in the race.

Add the Full Stops and Capital Letters

A full stop comes at the end of each sentence. Read these sentences. Write each one out correctly with a full stop and capital letters in the right place.

1. sarah and tom got wet in the rain

2. ben went on an adventure

3. jack had six coins in his bag

4. jill sat by the road to wait for her friend

5. mum sat on the big chair

6. susie twisted her long hair into a plait

7. snow drops onto the ground in winter





8. dad made a castle from sand when he went to the beach

Give It a Go!

Look at the following images. Write a sentence about each picture and what the characters are doing. Remember to use capital letters and full stops. You can choose your own names for the people in the pictures and put them into your sentences.

Remember:

Say each sentence aloud before you write it to check it makes sense.

	<hr/> <hr/> <hr/>
	<hr/> <hr/> <hr/>
	<hr/> <hr/> <hr/>
	<hr/> <hr/> <hr/>

In the Countryside!

Read the following story. Try and spot where the full stops and capital letters should go. Using a coloured pencil, add the correct punctuation as you read. Then, in the space provided, write the paragraph out again correctly.



on monday, i went for a walk in the countryside my friend tom came too we walked past a field and saw a bull and some sheep tom told me to stand in front of the field he took out his camera and I smiled he took my picture and we carried on walking next we saw the farmer outside his house he was called mr jones he was feeding corn to all the noisy chickens that ran around his legs i had a nice time at the farm

We use exclamation marks to show if someone is exaggerating the way they speak. For example, if they are shouting or if they are excited.

I can spot sentences that need an exclamation mark.



Read each sentence and add a full stop or exclamation mark to finish it correctly.

1. Jane has lost her shoes _



2. Stop it now _



3. Your work is amazing _



4. It is sunny outside _



5. Don't be cheeky _



Now write your own sentence using an exclamation mark.



Question Mark or Full Stop?



1. Put a question mark or a full stop in the box to finish off the sentence correctly.

a) Would you like a slice of cake



b) Can I play with you



c) What is Farhan doing



d) Mum is cooking dinner



e) Is it raining



f) I like my hat





g) This flower smells nice



2. Now write your own question to go with this picture.



Question Words

Choose a word from the box to complete the question.

Who	Is	Should
What	Where	Do
When	Can	Why

1. _____ do you like to go to the beach?
2. _____ you bring me a napkin, please?
3. _____ it time for dinner yet?
4. _____ did you put the dog's leash?
5. _____ she bring her swimsuit?
6. _____ is your favorite color?
7. _____ is your teacher?
8. _____ you want to come to my house today?
9. _____ is your soccer game?



Conjunctions-

We use and, but and because to join two simple sentences together to make a compound sentence.

Look at the sentences below. The conjunctions are missing. Can you choose the best conjunctions to join them together?

and

because

but

1. I wanted to bake a cake _____ I didn't have any eggs.
2. I went to bed early _____ I was really tired.
3. Yesterday we went to the beach _____ it was really sunny.
4. I went for a walk when it was raining _____ I got wet.
5. I wanted to stay up and watch a film _____ my mum said it was too late.
6. I had fish and chips for dinner _____ then I had jelly for pudding.
7. I got wet in the rain yesterday _____ I forgot to take my rain coat with me.
8. I like MOOT at school _____ I get to choose the activity I want to do.

Write your own sentences using the conjunctions below.

1. and

2. but

3. because

Can you add 'ing' to these verbs to make a new word?

Writing -ing Words

I can make new words by adding -ing.



Add -ing to make a new word.

1. play _____

2. jump _____

3. cook _____

4. sing _____

5. read _____



Can you think of some of your own -ing words?

Word	Draw a Picture

Can you add 'ed' to each of these words to change them into the past tense? Then can you sort them into the right box on how their new ending sounds?

I can add -ed to words to make new words.




1. Make a new word by adding -ed.

a) grunt _____



b) check _____



c) dress _____



d) burn _____



e) buzz _____



f) float _____



Challenge:

2. Sort the words into the columns by their end sounds.

(t)	(d)	(id)

My Diary of the First Moon Landing



20th July 1969



Tonight was so exciting! Mum and Dad let me stay up really late to watch the Moon landing. We don't have our own television set so everyone from our street squeezed into Mr Hind's front room. He owns the corner shop and Mum says he earns a lot of money and that is how he can afford a set.

I couldn't believe people were actually going to walk on the Moon until I saw it with my own eyes. A few days ago at school, my teacher, Mr Jones, had told us about how the spacecraft, Apollo 11, had taken off from the Kennedy Space Center and was on its way to the Moon.

First, we saw just part of the spacecraft on the television set. It was slowly landing on the Moon. It took a long time for the astronauts to find the perfect spot. I think the part of the craft they landed in was called The Eagle because they said, 'The Eagle has landed,' as it touched down on the surface of the Moon.

Then, a long time later, one of the astronauts called Neil Armstrong stepped out onto the rocky Moon. I felt so nervous I couldn't watch and hid behind a cushion. Dad told me everything was going to be alright.

Next, another astronaut, Buzz Aldrin, stepped out. He jumped around to find different ways of moving. It looked so funny. Then they spent a long time just looking around and exploring.

Finally, just as I was falling asleep on my Dad's shoulder, the astronauts planted an American flag. Then, we even heard them speaking on the radio to the US president. They sounded very proud.

It was one of the best things I have ever seen.


One day, maybe I could train to be an astronaut and go to the Moon!

Now have a look at the diary checklist below. Can you use it to write your own diary entry about the moon landing?

Diary Writing Checklist

Have you included?	✓
the date and perhaps the time?	
some of the words: I, my, we, our ?	
the most important events in order?	
where the events happened?	
detail about the events as if you were there at the time?	
how you felt?	
some linking words: first, next, then ?	

My Diary of the First Moon Landing



Can you write your very own diary entry for 1 week? You can include all the things you get up to. Use the checklist below to make sure you include all the things to make your diary entries super!


Diary Writing Checklist

Have you included?	✓
the date and perhaps the time?	
some of the words: I, my, we, our ?	
the most important events in order?	
where the events happened?	
detail about the events as if you were there at the time?	
how you felt?	
some linking words: first, next, then ?	


My Diary

Name: _____

Monday



Tuesday




Wednesday




Thursday




Friday



Saturday



Sunday



Story Settings Description



Key Words

beautiful magical

enchanted glowing

glistening glittering stunning

fantastic magnificent starry

quiet bright majestic

glamorous elegant

Can you write a paragraph about this setting?

This image shows a single sheet of white paper with horizontal ruling lines. The lines are evenly spaced and run across the width of the page. There are no margins, text, or other markings on the paper.

Can you write your very own story about this alien and his spaceship? What is he doing? Where has he come from? Is he friendly? Remember to use lots of adjectives for description and try to use the conjunctions 'and,' 'but' and 'because' to extend your sentences.



Take a look through the key hole at the secret garden behind the door. Imagine that you find the key to unlock the door and get a chance to explore the garden. Can you write a story about what happens in the secret garden? What do you find? Who do you meet? Remember to use lots of adjectives for description and the conjunctions 'and' 'but' and 'because' to extend your sentences.

This image shows a blank sheet of white paper with horizontal ruling lines. The lines are evenly spaced and run across the width of the page. There are no margins, text, or other markings on the paper.

Imperative Verbs

Imperative verbs are also known as 'bossy verbs' because they tell people what to do! e.g. shut the window or turn the kettle on.

Colour in the words that could be used as imperative verbs.

Remember a verb is a doing word.



shut	filthy	chair	turn	gold
lovely	mix	unhappy	close	stairs

Look at the sentences below. Can you think of some imperative verbs that could go at the beginning to make an instruction?

- _____ the door, there's a draught.
- _____ off the light please.
- _____ the milk into the glass.
- _____ on a coat before you go out.
- _____ left at the traffic lights.

Imperative verbs give instructions – they tell people what to do.
Can you think of a situation you might need to use an imperative verb?



Instructions

Have a go at making your own jam sandwich by using the pictures. Then have a go at writing the instructions using the time connectives below. Remember to try and use **bossy** (imperative) verbs. For example, spread, put, cut.

How to Make a Jam Sandwich

Complete the instructions for how to make a jam sandwich.



1. _____

2. _____

3. _____

4. _____

5. _____

6. _____

First

Next

After that

Then

Finally

Can you write a set of instructions for your very own recipe?



Writing Instructions



How to make a _____

Ingredients

- _____
- _____
- _____
- _____
- _____
- _____

Equipment

-
-
-
-
-
-

Method

This image shows a single sheet of white paper with horizontal ruling lines. The lines are evenly spaced and extend across the width of the page. There are no margins, text, or other markings on the paper.

Recounts

Can you have a go at writing a recount of one of your favourite days in the Summer holidays? It could be a trip to the park, a holiday or just your favourite day you spent at home with your family. Use the checklist and keywords below to make sure you include all the things you need to.



first

next

soon

during

after

later

finally

then

[illegible]

Information Leaflets

Have a read of the information leaflet all about Shirley. Can you write your very own information leaflet about Shirley or another place you have visited? For example, you could write a leaflet about Paulton's Park where we went on our school trip. Or it could be another place you have visited that you want to tell us about. You can use the leaflet templates below or make your very own leaflet.

Duplo Gardens

While there's all sorts of fun for smaller children throughout the Park, the DUPLO® Gardens has been made specially for them. There's the colourful DUPLO Playtown and a splashy world of water play called Waterworks. Board the DUPLO Train, glide by favourite fairytale characters that come to life in the Fairy Tale Brook, or pilot your own helicopter in the Whirly Birds.



Male fountains squirt



Learn to drive at the LEGOLAND Driving School



Skillful seamanship at the Boating School

LEGO Traffic

Driving a car, just like grown-ups, is a dream come true at the Driving Schools. Negotiate traffic lights, roundabouts, pedestrian crossings, and other cars to earn your own LEGOLAND Driving Licence... but remember, this is the UK and we drive on the left! Or try your navigational skills at the Boating School, avoiding fisherman and boiling rapids, as well as the rest of the fleet.



And for our younger drivers, there's the L-School!



Prince Charming chills on the middle phase in the Fairy Tale Brook

Restaurants

LEGOLAND Windsor has a variety of restaurants, food stalls and carts. Our restaurants offer competitively priced fresh food, that's prepared and cooked in front of you. Start your day with pastries, warm from the oven, for lunch, select a bowl of pasta with tempting sauces, or sizzling barbecue specialities with a refreshing salad. Or try one of our delicious ice-creams. Bring your own refreshment and you can enjoy our beautiful lakeside picnic area.

Shops

In addition to the 1997 LEGO toy range, the shops in-Park sell a wide variety of special souvenirs to suit all ages and all pockets. They also sell LEGO Kids Wear - our clothing collection, DUPLO Books and service parts for the LEGO range, as well as essential items such as camera film and sun cream.



New Forest National Park

Pocket Guide to the New Forest National Park

The place

- The New Forest National Park covers 220 square miles or 57,000 hectares. It is England's smallest national park.
- There are 300 villages in 100 miles of rights of way in the National Park, including 200 villages in 100 miles of public footpaths.
- There are 27 parishes and towns wholly or partly within the National Park.
- There are 40 villages in the National Park. Alderbury (New Forest), Basingstoke, Brockenhurst and Lymington.
- There are about 6,000 commuters' annuals growing in the New Forest.
- The Forestry Commission manages 25,000 hectares of woodland within the New Forest National Park, 40 per cent of the total area.

The landscape

- Accretion of ancient woodland covers nearly 10,000 hectares of the National Park. It includes the greatest concentration of ancient trees in western Europe.
- There are 10,000 hectares of ancient woodland in the National Park, the largest area of ancient woodland in the UK.
- Around 16,000 hectares is farmland.
- There are 100,000 acres or 40,000 hectares of the National Park is of natural or semi-natural importance for nature conservation. A higher proportion than in any other English national park. There are 100 conservation areas.
- The National Park has 20 per cent of the value of the land in the National Park is suitable for open vegetation. 10,000 hectares of 100,000 acres of open vegetation under the Countryside and Rights of Way Act (CROW).
- More than 20,000 hectares of land in the National Park is suitable for open vegetation. 10,000 hectares of 100,000 acres of open vegetation under the Countryside and Rights of Way Act (CROW).

The history

- Since 1860 the New Forest has been a National Park. It is a former royal hunting forest, and its name is derived from the fact that it was a royal hunting forest. It is a former royal hunting forest, and its name is derived from the fact that it was a royal hunting forest.

The people

- There are 30,000 people in the National Park. It is a former royal hunting forest, and its name is derived from the fact that it was a royal hunting forest.



Guide to visiting Shirley

Are you looking for a new and exciting place? Shirley is the place for you! It is popular for all ages and a fascinating place to visit.

St James Park

This park is a wonderful place to go! There are lots of rides and they are suitable for all ages. The zip-wire is great fun but you must be older than 8 to go on. There is a huge field so you can play lots of sports. You can visit all year but if it rains you might want an umbrella. If you are hungry or thirsty there is a café called Friends of St James park. They sell delicious cakes too!



Shirley high-street

Do you like shopping? There are lots of wonderful shops. There is a big supermarket called Sainsbury's which sells everything. You can find lots of places to have a yummy lunch. If you like swimming there is a large pool. It is a great pool because there are lanes to swim.



Shirley Infant School

All the children work really hard because they want to get better at learning. There is a new playground outside and you can climb high on the wall. There is a large field for running and playing sports.















How to get here

Shirley is in Southampton which is in Hampshire. You can get here by car or bus. It is a short walk from the train station.



Visit Shirley for a great day out! You will be amazed!





Common Exception words writing practice

the

a

do

to

today

of

said

says

are

were

was

is

his

go

so

by

my

here

there

where

love

come

some

one

once

ask

friend

school

put

push

pull

full

house

our

Common Exception Words

t s a i d f g h s a y s
 h w e r e r s t u v w x
 e z i s c d e f g h z j
 k l m n o p q r s t u v
 a x y z z b d d z f g h
 r j k l m n o p q r s t
 e v w a s z a b j d e f
 g h i s k z m n o p q z
 s t u v w x y z a b c d
 z f g h i j k z z n o p
 q r t o d a y x y z a b
 c d o f g h i j k l m n

the
 do
 to
 today

of
 said
 says
 are

were
 was
 is
 his

Common Exception Words

h a s d q f n o i j k t
 m n q p q r s t u v w h
 y z a b c d e f g h i e
 o l m e o p q s o t u y
 u x y z q b c d t q g h
 i j k l m n o p q r s t
 u v w x y z z b c d z f
 s h e j k l m n o p q r
 s t u h w x y z a z c d
 z f b e i j k l m n o p
 q r s t u v w x y z z b
 y o u r g h i j k l m n

has
 you
 your
 they

be
 he
 me
 she

we
 no
 go
 so

Common Exception Words

b y c d w f g h i j k s
 m y o p h r s t u v f o
 y z a b e d e f g h r m
 k l m n r p a s k t i e
 h x y z e b c d e f e h
 e j k l m n o p q r n o
 r v w x j z c b c d d n
 e h i j k l o v e p q c
 s t h e r e m z a b c e
 e f g h i j e l m n o p
 q r s t u v w x y z a b
 c d e f g h i o n e m n



by
 my
 here
 there

where
 love
 come
 some

one
 once
 ask
 friend



Common Exception Words

a	p	c	o	u	r	g	h	i	j	k	s
m	u	o	p	q	r	s	t	u	v	w	c
y	l	a	b	c	d	e	f	g	h	i	h
k	l	m	n	o	p	u	t	s	t	u	o
w	x	y	z	a	u	c	d	e	f	g	o
i	j	k	l	m	s	o	p	q	r	s	l
u	v	w	x	y	h	a	b	c	d	e	f
g	f	i	j	k	l	m	n	o	p	q	r
s	u	u	v	w	x	y	z	a	b	c	d
e	l	g	h	o	u	s	e	m	n	o	p
q	l	s	t	u	v	w	x	y	z	a	b
c	d	e	f	g	h	i	j	k	l	m	n



school
put

push
pull
our

full
house





Phase 3 Sounds activities



Word and Picture Matching

	•	•	jam
	•	•	van
	•	•	jet
	•	•	vet
	•	•	jacket

Word and Picture Matching

	•	•	cobweb
	•	•	exit
	•	•	zigzag
	•	•	quack
	•	•	moth

Word and Picture Matching

	•	•	liquid
	•	•	chicken
	•	•	shed
	•	•	fish
	•	•	shell

Word and Picture Matching

	•	•	path
	•	•	wing
	•	•	rain
	•	•	weep
	•	•	jeep

Read and Draw

Read the words and draw the pictures.

light

coat

road

boot

Read and Draw

Read the words and draw the pictures.

moon

foot

book

hook

Missing Digraphs


Fill in the missing digraph by choosing from the box below.



__ icken



b __ ger



g __ t



l __ k



c __ ds

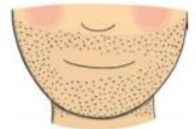
ar ee oa ch ur

Missing Trigraphs

Fill in the missing trigraph by choosing from the box below.



ch _ _ _



b _ _ _ d



l _ _ _ tning



pict _ _ _

ure igh ear air

Phase 5 sounds activities

Read and Draw

Read the words and draw the pictures.

boy

four

autumn

girl

cloud

cake

Read and Draw

Read the words and draw the pictures.

flew

flute

stew

rude

blew

cube

Pictures and Captions Matching

Draw lines to match the pictures to the captions.




a cloud in the sky



nine beads



a blue tie



a grey whale



a brave knight

Missing Split Digraphs

Fill in the missing letters by choosing the split digraph from the box below.



sh_n_



r_c_



envel_p_



St_v_



comp_t_r

a-e

e-e

o-e

i-e

u-e

Alternative Spelling for /ee/ Word and Picture Matching



donkey



sea



happy



monkey



flea

Alternative Spelling for /ai/ Word and Picture Matching



acorn




eight



spray



prey



play

Alternative Spelling for /igh/ Word and Picture Matching



sky



night



pie

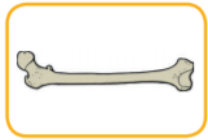


goodbye



kite

Alternative Spelling for /oa/ Word and Picture Matching



toe



bone



snow



oboe



phone