



## Reading- Year R




This year, your child learned to read using phonics. This involved learning letter sounds and shapes and hearing and saying the sounds in words in the correct order. Your child was taught Phase 2 and Phase 3 sounds as part of the letters and sounds government scheme. They also learned to recognise and remember tricky words that cannot be sounded out letter by letter e.g the or said.

Your child has learned to read by blending sounds into words. In order to do this successfully, your child needs to hear the sounds in a precise pronunciation. Please click on the link below to see how to pronounce the phonemes correctly.

<https://www.youtube.com/watch?v=lwJx1NSineE>



### Love of reading



In order to support your child, we want to focus on the importance of reading during the summer holidays. This does not have to be for long periods of time, instead we suggest little and often. Here is a list of ways you can support and encourage a love of reading.

- Find out what interests them, help them to find books (Oxford Owl/books at home) that will be engaging and fun, and spend time reading books together.
- Encourage children to think about the stories they have read- they may reflect on the story and return later with questions.
  - Retell traditional tales together- how many can you think of?
- It is also important to read aloud to your child, talking about the words and pictures whilst sharing ideas about the book. This will build your child's vocabulary and increase their understanding.
- Sitting and reading for short periods of time will support your child's interest in the book and improve their level of concentration.



## Comprehension



It is important to talk about the story your child reads. They may have questions about the plot or the characters. Your child may compare their reading book to one they have read previously. Here is a list of comprehension prompts you can use to support your child.

- Predict the story from the front cover/title
  - Identify the main characters in the story
- Discuss what the characters may be thinking/feeling at certain points in the story
  - Discuss any funny/sad/surprising
  - Ask your child to suggest an alternative ending
- Ask questions about what your child has seen in the pictures- does this give a clue as to what may happen next?
  - Tell your own version of the story using actions
- Model how to change the tone of your voice for different characters' emotions i.e happy/sad
  - Create a new title for the book.



## Engaging your child in reading

There will be times when your child does not want to read- this is ok. Instead of reading multiple pages try to engage them in reading with some of the activities listed below.

- Find words in the text, count how many of one particular word (tricky words)
  - Cover a word with a post it- what was it?
  - Talk about punctuation, speech bubbles etc
  - Looking for words with certain digraphs e.g 'sh'
- Can they retell you're their favourite part of the story?

## Dos and don'ts!

✓ **Do** try and read every day

✗ **Don't** push your child if they are not interested or tired!

✓ **Do** less, well

✗ **Don't** feel the whole book has to be read!

✓ **Do** encourage your child to try, be independent – turning pages, pointing to words, implementing strategies

✗ **Don't** jump in too quickly!

✓ **Do** let your child reread a book having memorised the text

✗ **Don't** think this is a problem!

✓ **Do** encourage your child to look at the information in the pictures before reading

✗ **Don't** cover up the pictures!

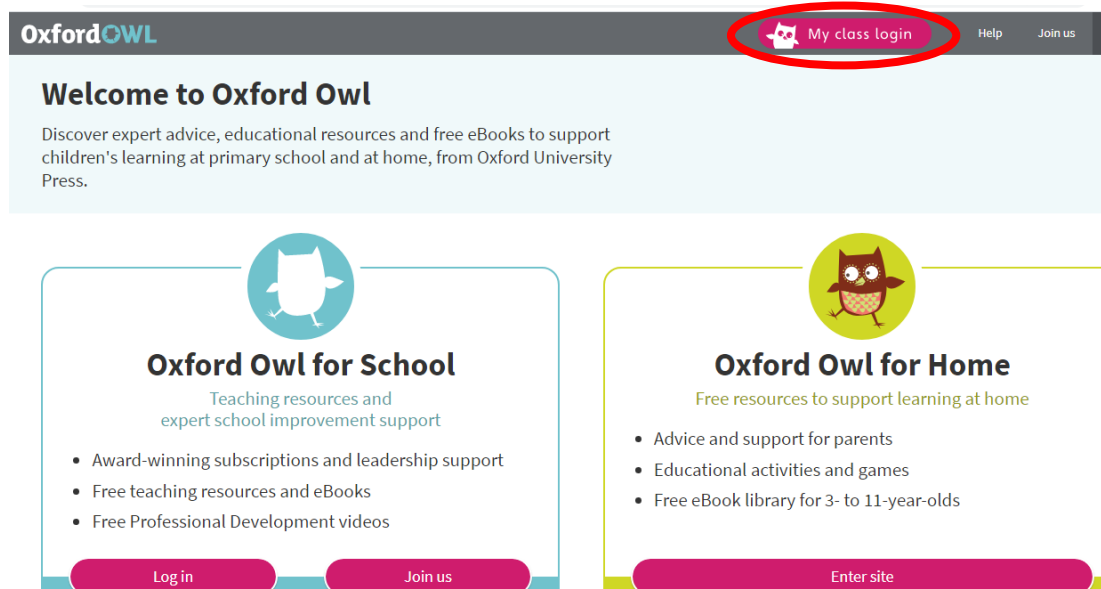


The Oxford Reading Owl is a great website for children to access reading books which match their current reading level. The children can also listen to stories on this website too!

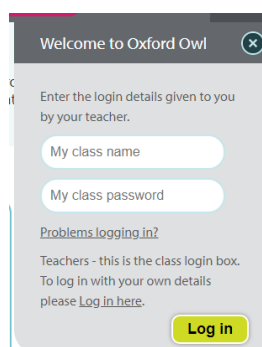
<https://www.oxfordowl.co.uk/>

To gain access to suitable reading books during the summer holidays, please follow the instructions below:

1. Click on the **My class login**.



2.



**Class login details:** Please login in using your child's class name (case-sensitive)

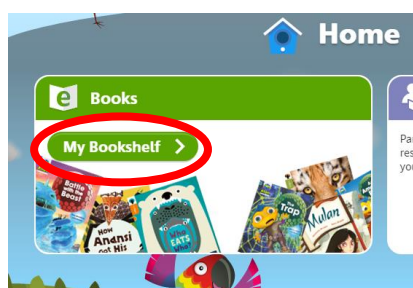
SIhedgehogs

SIotters

SIsquirrels

**Password for all: Shirley1**

3. Click on **My bookshelf**



The Oxford Owl website also has interactive games and question- have fun!